

HOW TO RESCUE A SEABIRD!

- FLEDGING SEABIRDS BECOME DISORIENTED BY LIGHTS
- PEAK SEABIRD FALLOUT IS FROM SEPT-DEC.
- LOOK FOR LIVE SEABIRDS UNDER LIGHTS & ON ROADS

OIKONOS ECOSYSTEM KNOWLEDGE • OIKONOS.ORG

1



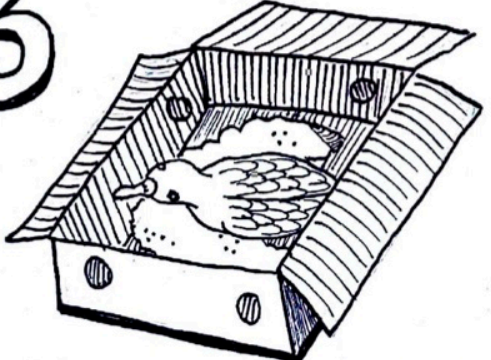
MAKE SURE SEABIRD NEEDS TO BE RESCUED

USE A CLEAN TOWEL AND VENTILATED BOX. COVER BIRD'S HEAD TO CALM.




2

3



GENTLY PLACE IN BOX-KEEP IN QUIET & COOL PLACE


DELIVER TO A LICENSED FACILITY - CALL IF YOU HAVE ANY QUESTIONS! (CONTACT PHONE #S BELOW)



4

OO VIDEO RESCUE STEPS: VIMEO.COM/353876680

*** DO NOT GIVE FOOD OR WATER TO THE SEABIRD!**



RESCUE CONTACTS

- PACK TRACK** SOS: 635-5117 DOFAW: 274-3433
- OAHU** DOFAW: 913-9786 HWC: 884-5000
- MAUI** MNSRP: 573-BIRD DOFAW: 984-8100
- MOLOKAI** DOFAW: 553-1745
- HWC: 884-5000**
- ALL HAWAII ISLAND**
- EAST DOFAW** 974-4221
- WEST DOFAW** 887-6063